


BOOK OF SHUTTLECRAFT GALILEO PLANS

NCC-1701/7


2 Sheets
17" x 22"



Interior &
Exterior
Plans


AUTHENTICATED STARDATE: 3401	RELEASE DATE: 7903.14 8102.24
TYPE: STARSHIP/ PERSONELL TRNPT	CLASS: F
CONSTRUCTION: STARFLEET DIVISION	
DIMENSIONS IN METRIC SYSTEM OF TERRA (sol. III)	
DRAFTING: L. ALLEN EVERHART, JR. T25H	
PRODUCER: STARCRAFT PRODUCTIONS PORT ORION RIGEL - VII	
SHT ELEVATIONS	SHT ONE
TD: 410592-03	

NOTE:
THESE DRAWINGS ARE STAR FLEET
REFERANCE DRAWINGS ONLY AND
REPRODUCTION IN WHOLE OR IN PART
BY ANY MEANS, WITHOUT WRITTEN
PERMISSION, IS PROHIBITED.



SHUTTLECRAFT - BOW ON

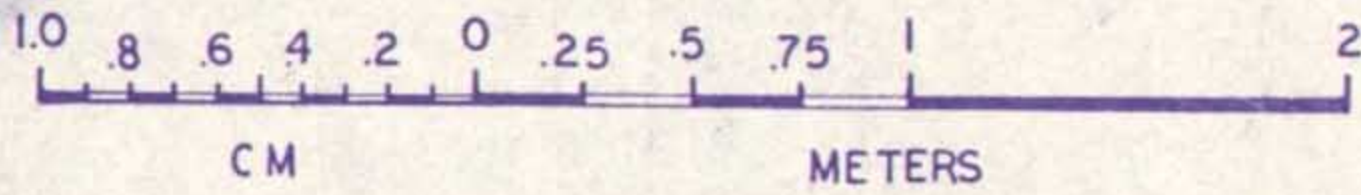
SHUTTLECRAFT GALILEO
U.S.S. ENTERPRISE NCC-1701/7



SHUTTLECRAFT - PORT SIDE




METERS



SHT INTERIOR & STERN SHT TWO
TD: 410592 - 03. B

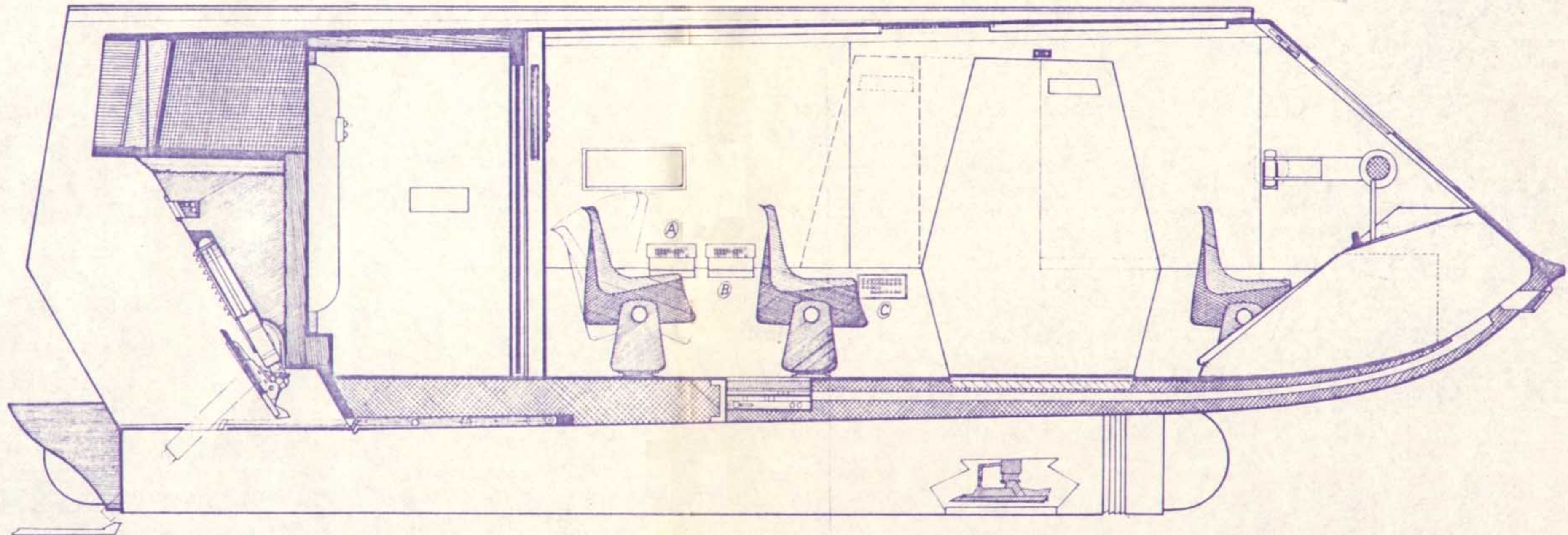
DIMENSIONS: LENGTH: 8.5m
 HEIGHT: 2.9m LANDING PADS EXTENDED
 WIDTH: 4.925m
 MINIMAL CREW: 1 (PILOT)
 MAX. RANGE: 5 PARSECS
 MAX. VELOCITY: WF 2.1
 SEATING CAPACITY: 7
 VESSEL WEIGHT: 73 METRIC TONS
 LIFT CAPACITY: 14 M-TONS OVER SHIPS WEIGHT

NOTE: Panels marked A B & C can be programmed for different operations thru the ships computer.



SHUTTLECRAFT - STERN

LANDING PADS
RETRACTED FOR
ATMOSPHERIC
FLIGHT.



SHUTTLECRAFT - INTERIOR. VIEW LOOKING TO PORT